

Octenisan / Naseptin decolonisation therapy

This leaflet explains Staphylococcus aureus decolonisation therapy using Octenisan wash solution and Naseptin ointment and is for patients coming into the Royal Berkshire Hospital for an operation or procedure.

What is Staphylococcus aureus decolonisation therapy?

- It is a treatment to reduce or control Staphylococcus aureus (SA) bacteria, including Meticillin Resistant SA (MRSA) living on the skin and nose, in readiness for your procedure. The decolonisation therapy aims to reduce the risk of infections following an invasive procedure, such as an operation.
- SA decolonisation therapy consists of 0.3% Octenidine (Octenisan®) wash solution **to be used only on the skin** and Naseptin® (chlorhexidine dihydrochloride 0.1% and neomycin sulphate 0.5%) nasal cream **to be used only in the nose. Both therapies are to be used at the same time.**

Important questions to ask before using the ointment/wash solution:

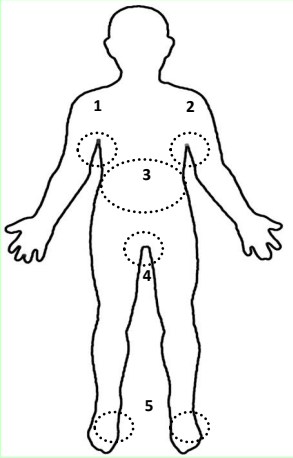
- Do you have peanut (nut) or soya allergy?
- Are you allergic to Naseptin® (chlorhexidine + neomycin), or any of its ingredients – arachis (peanut) oil, cetostearyl alcohol and ethylene oxide?
- Are you allergic to Octenisan® (octenidine) or any of its ingredients – glyceryl cocoate, cocamidopropylamine oxide, PEG-7, glycerin, hydroxyethylcellulose, allantoin or lactic acid?
- Are you pregnant or think you may be?
- Are you breastfeeding?
- Do you have an open wound?





If you answer YES to any of the questions above DO NOT use these topical (on the skin) medicines until you have talked to your hospital consultant / clinical team. You may need to be given an alternative medication or the dose may need to be changed.

General advice

- Start treatment as directed by your nurse/doctor, use them at regular intervals and complete the course.
- If your procedure is postponed, seek further advice from your doctor, nurse or pharmacist.
- After washing, use clean sheets and clothing. Launder items separately from those of other family members, using as high a temperature as the fabric allows.
- For the duration of skin treatment; sheets and towels should be changed daily if at all possible. Minimum requirements are to change towels and bedding on days 1 and 4 of the protocol. (Day 5 = the day of your procedure.)
- At the end of your treatment, dispose of all topical medical items as directed.

Decolonisation treatment plan

Octenisan body wash instructions:	
<ol style="list-style-type: none"> 1. Use as a soap substitute in the shower once daily for 5 days, so that day 5 is the morning of your procedure. Your nurse / doctor may advise you to continue Octenisan® wash lotion for the duration of your inpatient stay if further therapy is required. 2. Apply neat (undiluted) to wet skin directly or to a dampened washcloth / disposable wipes (single patient use only) and rub onto all areas of the body (particularly areas 1, 2, 3, 4 and 5), leaving for one minute before rinsing. 3. Use a clean and dry personal towel each time, i.e. towels should be for individual person use and changed daily. 4. For external use only. Keep out of the eyes and ears. 	
Shampooing	
<ol style="list-style-type: none"> 1. Use as a shampoo on alternate days for the treatment course. 2. Apply to hair and scalp and leave for one minute before rinsing. 	

Agent	Trade name	Naseptin nasal ointment instructions:	
Chlorhexidine 0.1% and neomycin 0.5% nasal cream	Naseptin® nasal cream	Apply to the inner surface of both nostrils 4 times daily for 5 days	
		How to apply?	
		a) Wash your hands thoroughly using soap and water. Unscrew the cap and squeeze a small amount of ointment, about the size of a match head, onto your little finger.	
		b) Apply ointment to the inside of one nostril.	
		c) Repeat for the other nostril.	
		d) Close your nostrils by pressing the sides of the nose together for a moment and massage gently upwards. This will spread the cream inside each nostril.	
		e) Wash your hands and replace the cap on the tube.	
		Keep out of the eyes and ears.	
If you need to apply the nasal ointment to another person, use a cotton bud instead of the finger.			

Compassionate

Aspirational

Resourceful

Excellent

Storage information:

Store Octenisan and Naseptin at room temperature (below 25°C).

What unwanted side effects might your topical medicines have?

Please refer to the product information leaflet that comes with your topical medications.

Questions and concerns

If you have any questions or concerns about Octenisan / Naseptin decolonisation therapy, please ask your nurse for further information or you can contact the Royal Berkshire NHS Foundation Trust Infection Control team on 0118 322 6914, email: infection.control@royalberkshire.nhs.uk.

How do I find out more?

Health Protection Team Tel: 0344 225 3861 <https://www.gov.uk/health-protection-team>

To find out more about our Trust visit www.royalberkshire.nhs.uk

Please ask if you need this information in another language or format.

Simon Wells, RBFT Infection Prevention & Control, November 2022

Next review due: November 2024